


# BRINJAL LIFE PROCESS



# BEFORE SEEDING

## FIRST DAY

CHOOSE ANY ONE



**ORGANIC MANURE**



**AGRO BOOSTER**





**AFTER 1 DAY**



**NOW START THE SEEDING PROCESS**

# AT VEGETATIVE GROWTH STAGE

**1st DAY**

**AGRO HUMIC EXTRACT  
( 30ML )**




+

**ADD AGRO 80 PLUS  
( 50ML )**



+

**MIX WITH 15 LITRE  
WATER & SPRAY EVENLY**



# AT VEGETATIVE GROWTH STAGE

**20TH DAY**

**AGRO CROP CARE  
( 30ML )**



+

**ADD AGRO 80 PLUS  
( 50ML )**



+

**15 LITRE WATER -  
DEPEND UPON CROP**



# AT VEGETATIVE GROWTH STAGE

30th DAY

ORGANIC MICRONUTRIENTS  
( 30ML )



+

ADD AGRO 80 PLUS  
( 50ML )



+

MIX WITH 15 LITRE  
WATER & SPRAY EVENLY




NOTE: REPEAT TILL FORMATION OF FLOWER INITIATION





# STAGE 2



**AT FLOWER INITIATION STAGE TO RIPENING STAGE**

**1st DAY**



**AGRO HUMIC EXTRACT  
( 30ML )**

+

**ADD AGRO 80 PLUS  
( 50ML )**

+

**MIX WITH 15 LITRE  
WATER & SPRAY EVENLY**





# AT FLOWER INITIATION STAGE TO RIPENING STAGE

**20TH DAY**

**AGRO CROP CARE  
( 30ML )**



+

**ADD AGRO 80 PLUS  
( 50ML )**



+

**15 LITRE WATER -  
DEPEND UPON CROPS**



**AT FLOWER INITIATION STAGE TO RIPENING STAGE**

**30th DAY**


**ORGANIC  
MICRONUTRIENTS ( 30ML )**

+

**ADD AGRO 80 PLUS  
( 50ML )**

+

**MIX WITH 15 LITRE  
WATER & SPRAY EVENLY**



**NOTE: START THE HARVESTING PROCESS**